

Swindon Health Centre

Address:

Swindon Health Centre

1 Islington Street

3rd Floor

Swindon

Wiltshire

SN1 2DQ

Entrance:



Waiting area:



Accessibility:

- ✓ Car parking – Whalebridge car park opposite.
 - ✓ Disabled parking
 - ✓ Lift
 - ✓ Disabled WC
 - ✓ Step free access
 - ✓ Wheelchair access
 - ✓ Cycle parking
-

Eye Screening Appointment times

Morning:

8:30am – 11:40pm

Afternoon:

1:00pm – 3:30pm

If you're looking to book an appointment, please contact our admin team for dates available:



01225 582300



miul.administration@nhs.net

Bus Routes:

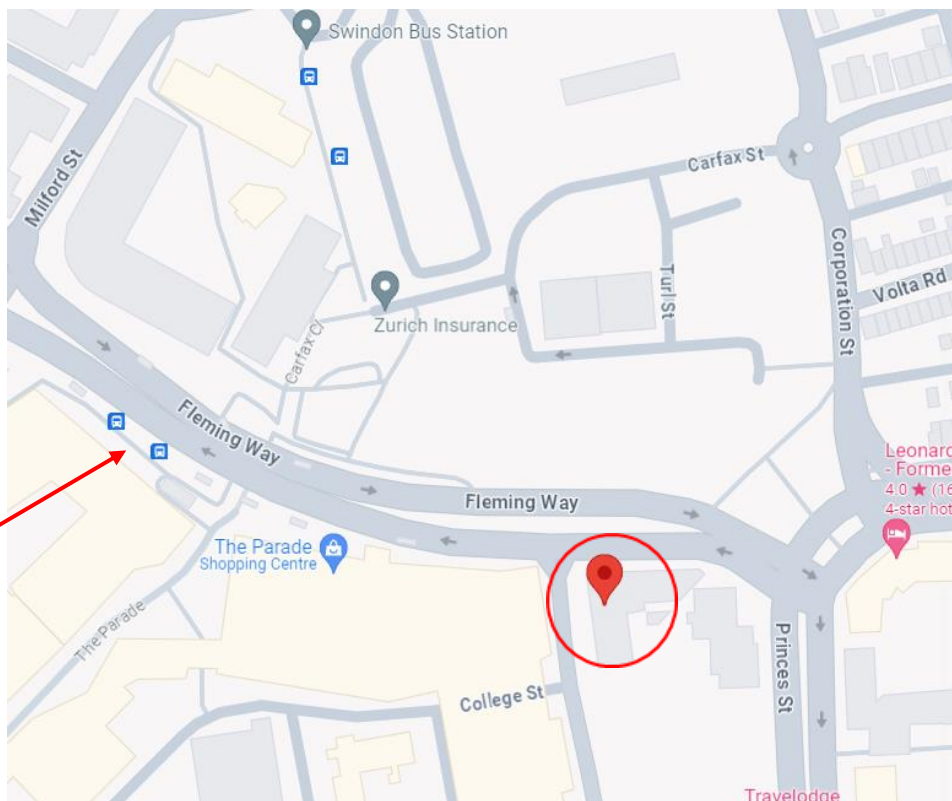
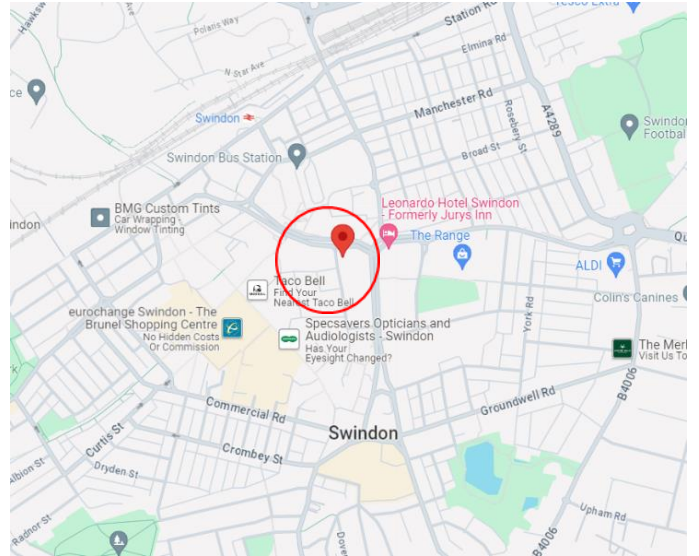
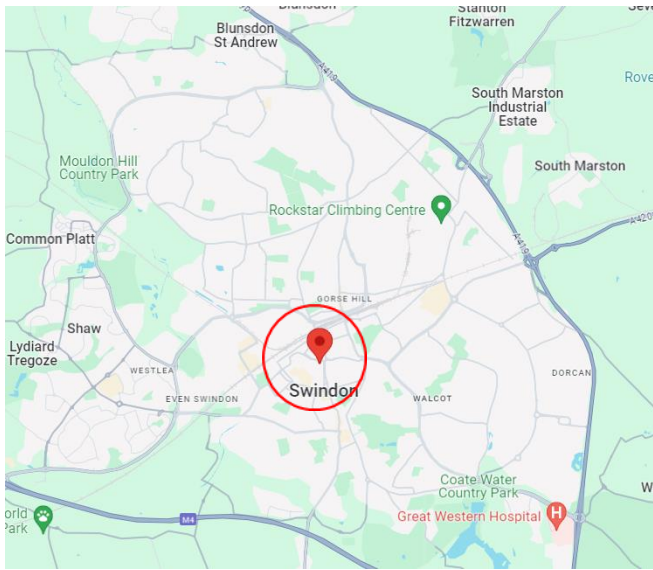
Bus stops near Swindon Health Centre:

- Fleming way, 3 min walk. (1A, 48, 49, 51, 64, S6)

Bus lines:

- | | |
|------|------|
| ➤ 1A | ➤ 51 |
| ➤ 48 | ➤ 64 |
| ➤ 49 | ➤ S6 |
-

Swindon health Centre on the Map:



Fleming Way